



THE HERSCHEL ATLAS SURVEY

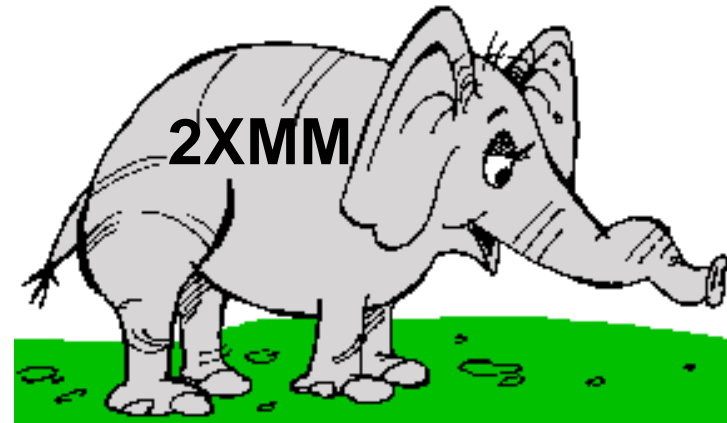
Kirpal Nandra
Imperial College London

With help from...

Steve Eales (PI), Matt Jarvis, Antonis Georgakakis, Dave Clements,
and the 100+ Herschel ATLAS Team

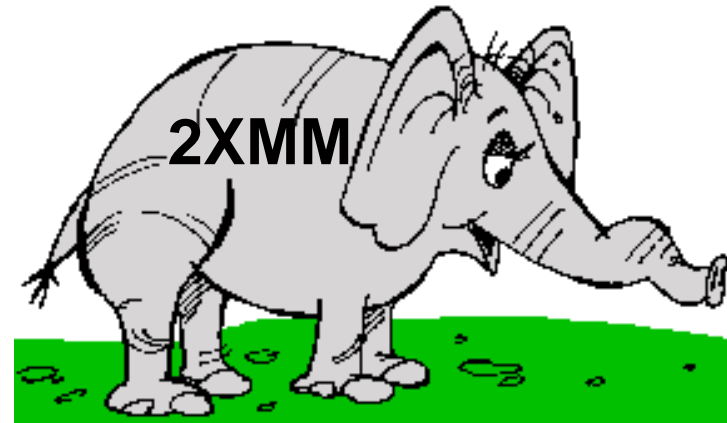
LARGE SURVEY MOTIVATIONS

- Large Samples
- Rare Objects
- Cosmic Variance



LARGE SURVEY MOTIVATIONS

- Large Samples
- Rare Objects
- Cosmic Variance
- *Large Scale Structure*
- *Unique Multi- λ data*



LARGE SURVEY MOTIVATIONS

- Large Samples
 - Rare Objects
 - Cosmic Variance
 - *Large Scale Structure*
 - *Unique Multi- λ data*
- ⇒ HERSCHEL ATLAS




WHAT IS HERSCHEL-ATLAS?

Open Time Key Project (600hrs)

PI: Steve Eales (Cardiff)



600 sq.deg² SPIRE Survey



Limits: 67, 94, 45, 62, 53 mJy @
110, 170, 250, 350 and 500 μ m.

- Local(ish) Galaxies
- Planck synergies
- Efficient lens survey
- Rare object science
- Large-scale structure
- Clusters
- Galactic science

Herschel-ATLAS Fields



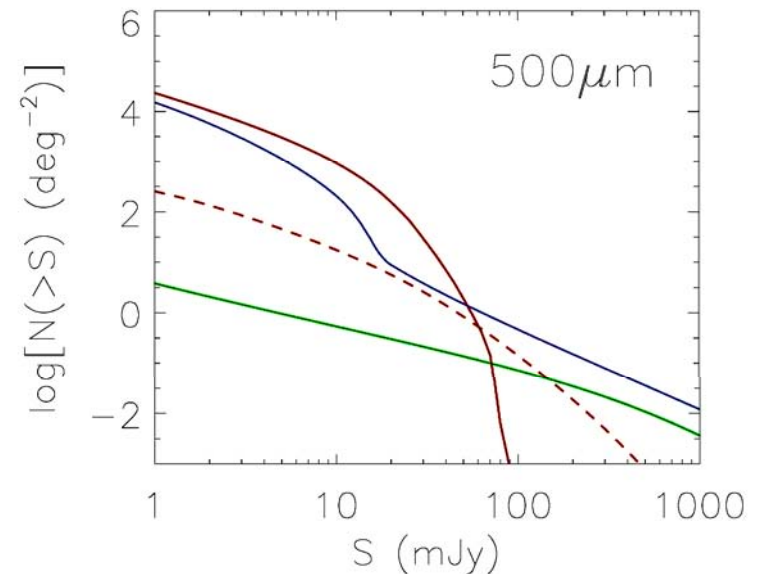
Complementary data:

Imaging (SDSS/VST/VISTA); Spectra (2dF, SDSS, GAMA);
Planck HFI 350 μ m-3mm; Dark Energy Survey, SPT (South), SASSy
(SCUBA 850 μ m), LOFAR (North)

HERSCHEL-ATLAS GOALS

- Low z Galaxies
 - ~75,000 gals at $z < 0.3$ (50% w/z)
- High z Clusters/S-Z
 - “Decontaminate” Planck sources
- Strong Lensing
 - Negative K-correction at $z > 1$:
- AGN
 - SEDs; Galaxy/BH co-evolution
- Large Scale Structure
 - 400,000 gals, $\langle z \rangle \sim 1$, scales ~ 1000 Mpc
- Dust and Protostars

Figure: Mattia Negrello



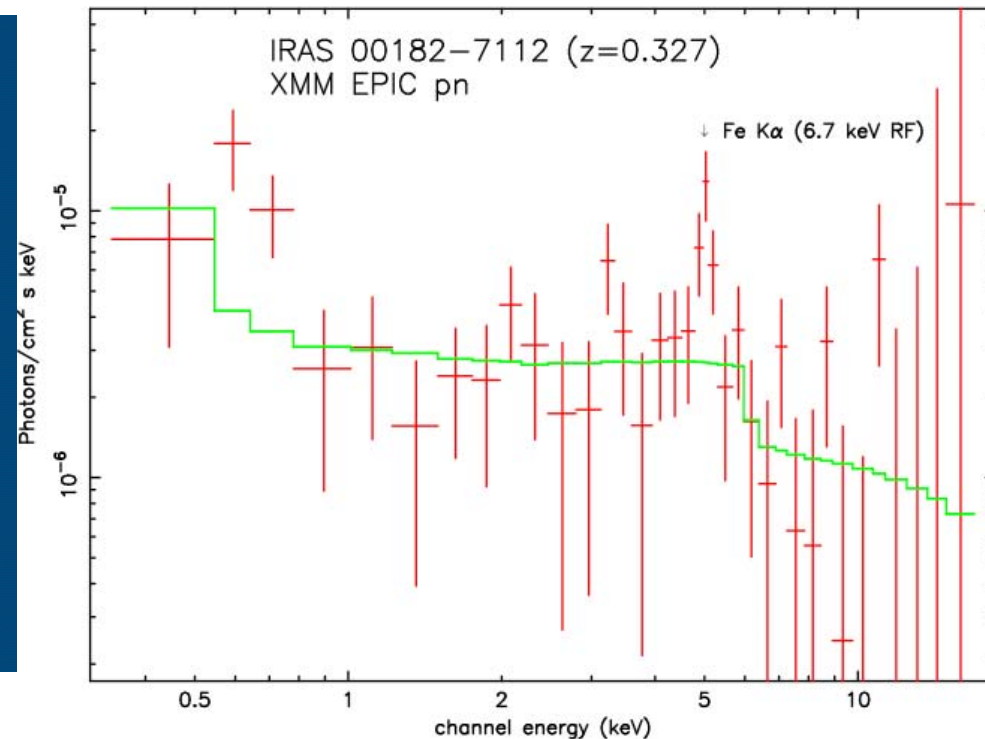

- high z gals
- low-z gals
- lensed high z
- FSRQ

HERSCHEL-XMM GOALS

- AGN
 - SEDs and bolometric luminosities of all important AGN classes
 - Starburst/AGN connection
 - Nature of local ULIRGs
- SFRs of X-ray selected “normal” Galaxies
 - Obscured SF at low z
- High z Clusters
 - High z clusters in formation
 - Simultaneous X-ray/S-Z
- Strong Lensing
 - New lensing clusters?
- LSS:
 - Galaxy/hot baryon cross-correlation

EXAMPLE 1: THE GREAT DEBATE

SB vs. AGN? XMM detects hidden AGN in HLIRG
IRAS 00182-7112 (Nandra & Iwasawa 2007)

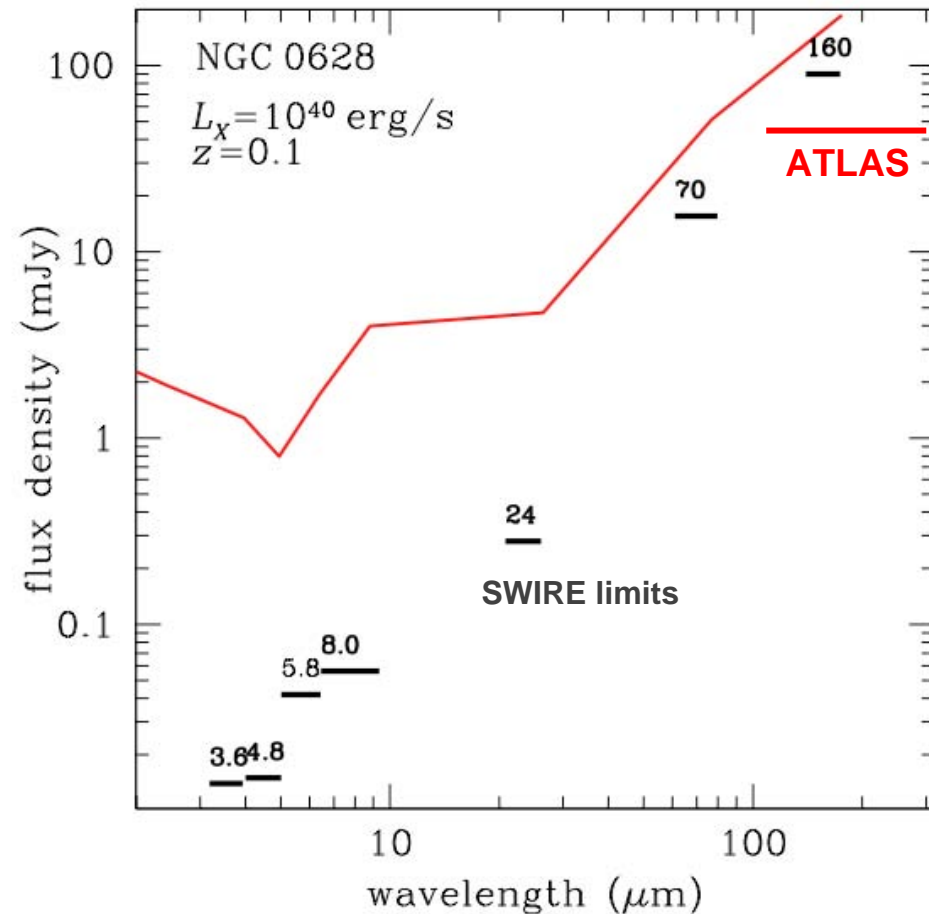


Spectrum: 10ks; Detection: ~200s!
Similar for z~0.1 ULIRG

EXAMPLE 2: STARBURST GALAXIES

- ATLAS targets $z < 0.3$
- At $z=0.1$ “normal” spiral has $F_x = 4 \times 10^{-16}$ cgs
- ~2Ms XMM exposure!
- \Rightarrow ATLAS easily detects XMM “normal” galaxies (i.e. regardless of exposure strategy)

SINGS SED (Kennicutt et al 2003)
Figure: A. Georgakakis



OBSERVATION STRATEGY

- OR.....

How the



do you cover 600 deg² with XMM?

Pointed: 5ks/pointing 5 pointings/deg² \Rightarrow 15-20Ms
Slew: 40s exposures, cover w/multiple slews?
Raster??? Probably ideal...

CONCLUSIONS

- ATLAS ~ 2-3XMM size
- But lots of XMM/Herschel synergies
- Unique multi- λ angle
- Redshifts (2dF, SDSS, GAMA)
- Science:
 - AGN
 - Clusters
 - Lensing
- **\Rightarrow Serious contender?**

